


(1)(a) STATEMENT SHOWING SHAREHOLDING PATTERN IN CLAUSE-35

NAME OF THE COMPANY: JAGRAN PRAKASHAN LTD		Name of the Scrip: JAGRAN	
SCRIP CODE:	532705		
Class of Security:			
QUARTER ENDED:	30/06/2015		
Partly paid-up shares	No. of partly paid-up shares	As a % of total no. of partly paid-up shares	As a % of total no. of shares of the Company.
Held by promoter/promoter group	0	0	0
Held by Public	0	0	0
Total:	0	0	0
Outstanding convertible securities:	No. of outstanding securities	As a % of total no. of outstanding convertible securities.	As a % of total no. of shares of the Company assuming full conversion of the convertible securities
Held by promoter/promoter group	0	0	0
Held by Public	0	0	0
Total:	0	0	0
Warrants:	No. of warrants	As a % of total no. of warrants	As a % of total no. of shares of the Company, assuming full conversion of warrants
Held by promoter/promoter group	0	0	0
Held by Public	0	0	0
Total:	0	0	0
Total paid-up capital of the Company, assuming full conversion of warrants and convertible securities	326911829	0	100.00




Amal Jaiswal

CATEGORY CODE	CATEGORY OF SHAREHOLDER	NO OF SHAREHOLDERS	TOTAL NUMBER OF SHARES	NO OF SHARES HELD IN DEMATERIALIZED FORM	TOTAL SHAREHOLDING AS A % OF TOTAL NO OF SHARES			SHARES PLEDGE OR OTHERWISE ENCUMBERED	
					AS a PERCENTAGE of (A+B) (VI)	As a PERCENTAGE of (A+B+C) (VII)	NUMBER OF SHARES (VIII)	AS a PERCENTAGE (IX)=(VIII)/(IV)*100	
(I)	(II)								
(A)	PROMOTER AND PROMOTER GROUP								
(1)	INDIAN								
(a)	Individual /HUF	10	669694	669694	0.20	0.20	0	0.00	0.00
(b)	Central Government/State Government(s)	0	0	0	0.00	0.00	0	0.00	0.00
(c)	Bodies Corporate	2	197960097	197960097	60.55	60.55	0	0.00	0.00
(d)	Financial Institutions / Banks	0	0	0	0.00	0.00	0	0.00	0.00
(e)	Others	0	0	0	0.00	0.00	0	0.00	0.00
	Sub-Total A(1) :	12	198629791	198629791	60.76	60.76	0	0.00	0.00
(2)	FOREIGN								
(a)	Individuals (NRIs/Foreign Individuals)	0	0	0	0.00	0.00	0	0.00	0.00
(b)	Bodies Corporate	0	0	0	0.00	0.00	0	0.00	0.00
(c)	Institutions	0	0	0	0.00	0.00	0	0.00	0.00
(d)	Qualified Foreign Investor	0	0	0	0.00	0.00	0	0.00	0.00
(e)	Others	0	0	0	0.00	0.00	0	0.00	0.00
	Sub-Total A(2) :	0	0	0	0.00	0.00	0	0.00	0.00
	Total A=A(1)+A(2)	12	198629791	198629791	60.76	60.76	0	0.00	0.00



Amal K. Singh

CATEGORY CODE	CATEGORY OF SHAREHOLDER (II)	NO OF SHAREHOLDERS (III)	TOTAL NUMBER OF SHARES (IV)	NO OF SHARES HELD IN DEMATERIALIZED FORM (V)	TOTAL SHAREHOLDING AS A % OF TOTAL NO OF SHARES			SHARES PLEDGE OR OTHERWISE ENCUMBERED
					AS a PERCENTAGE of (A+B) (VI)	As a PERCENTAGE of (A+B+C) (VII)	NUMBER OF SHARES (VIII)	
(B)	PUBLIC SHAREHOLDING							
(1)	INSTITUTIONS							
(a)	Mutual Funds /UTI							
(b)	Financial Institutions /Banks	43	37251453	37251453	11.39	11.39	0	0.00
(c)	Central Government / State Government(s)	3	4878	4878	0.00	0.00	0	0.00
(d)	Venture Capital Funds	0	0	0	0.00	0.00	0	0.00
(e)	Insurance Companies	0	0	0	0.00	0.00	0	0.00
(f)	Foreign Institutional Investors	0	0	0	0.00	0.00	0	0.00
(g)	Foreign Venture Capital Investors	55	53317681	53317681	16.31	16.31	0	0.00
(h)	Qualified Foreign Investor	0	0	0	0.00	0.00	0	0.00
(i)	Others	0	0	0	0.00	0.00	0	0.00
	Sub-Total B(1) :	101	90574012	90574012	27.71	27.71	0	0.00
(2)	NON-INSTITUTIONS							
(a)	Bodies Corporate							
(b)	Individuals	477	30309747	30309747	9.27	9.27	0	0.00
	(i) Individuals holding nominal share capital upto Rs.1 lakh							
	(ii) Individuals holding nominal share capital in excess of Rs.1 lakh	31787	5560993	5560993	1.70	1.70	0	0.00
(c)	Others	8	1683224	1683224	0.51	0.51	0	0.00
	CLEARING MEMBERS							
	NON RESIDENT INDIANS	34	21016	21016	0.01	0.01	0	0.00
	TRUSTS	228	128539	128539	0.04	0.04	0	0.00
(d)	Qualified Foreign Investor	4	4507	4507	0.00	0.00	0	0.00
	Others	0	0	0	0.00	0.00	0	0.00
	Sub-Total B(2) :	32538	37708026	37706691	11.53	11.53	0	0.00
	Total B=B(1)+B(2) :	32639	128282038	128280703	39.24	39.24	0	0.00
	Total (A+B) :	32651	326911829	326910494	100.00	100.00	0	0.00
(C)	Shares held by custodians, against which Depository Receipts have been issued							
		0	0	0	0	0	0	0.00
	Promoter and Promoter Group	0	0	0	0	0	0	0.00
	Public	0	0	0	0.00	0.00	0	0.00
	GRAND TOTAL (A+B+C) :	32651	326911829	326910494	100.00	100.00	0	0.00




Handwritten signature/initials

(i)(b) Statement showing holding of securities (including shares, warrants, convertible securities) of persons belonging to the category "Promoter and Promoter Group"

Sr.No	Name of the Shareholder	Details of Shares held		Encumbered shares (*)			Details of Warrants		Details of convertible securities		Total Shares (including underlying shares assuming full conversion of warrants and convertible securities) as a % of diluted share capital
		No. of Shares held (ii)	As a % of grand total (A)+(B)+(C) (iv)	Pledge Shares (v)	AS a percentage (VI)=(V)/(iii)*100	AS a % of grand total (A)+(B)+(C) of sub-clause (i)(a) (vii)	Number of warrants held (viii)	As a % total number of warrants of the same class (ix)	Number of convertible securities held (x)	As a % total number of convertible securities of the same class (xi)	
1	JAGRAN MEDIA NETWORK INVESTMENT PVT.LTD	196916125	60.24	0	0.00	0	0.00	0	0.00	0	60.24
2	SUVI-INFO MANAGEMENT (INDORE) PVT.LTD	1043972	0.32	0	0.00	0	0.00	0	0.00	0	0.32
3	MAHENDRA MOHAN GUPTA	125359	0.04	0	0.00	0	0.00	0	0.00	0	0.04
4	DEVENDRA MOHAN GUPTA	106000	0.03	0	0.00	0	0.00	0	0.00	0	0.03
5	DHIRENDRA MOHAN GUPTA	106000	0.03	0	0.00	0	0.00	0	0.00	0	0.03
6	YOGENDRA MOHAN GUPTA	106000	0.03	0	0.00	0	0.00	0	0.00	0	0.03
7	SHAILENDRA MOHAN GUPTA	63600	0.02	0	0.00	0	0.00	0	0.00	0	0.02
8	SANJAY GUPTA	53000	0.02	0	0.00	0	0.00	0	0.00	0	0.02
9	SANDEEP GUPTA	53000	0.02	0	0.00	0	0.00	0	0.00	0	0.02
10	SIDDHARTHA GUPTA	21200	0.01	0	0.00	0	0.00	0	0.00	0	0.01
11	RAJNI GUPTA	21200	0.01	0	0.00	0	0.00	0	0.00	0	0.01
12	BHARAT GUPTA	14335	0.00	1	0.01	0	0.00	0	0.00	0	0.01
	TOTAL :	198629791	60.76	0	0.00	0	0.00	0	0.00	0	60.76

A certified copy



(I)(c)(i) Statement showing holding of securities (including shares, warrants, convertible securities) of persons belonging to the category "Public" and holding more than 1% of the total number of shares									
Sr.No.	Name of the shareholder	Number of shares held	Shares as a percentage of total number of shares (i.e., Grant total (A)+(B)+(C) indicated in Statement at para (I)(a) above)	Details of warrants		Details of convertible securities		Total shares (including underlying shares assuming full conversion of warrants and convertible securities) as a % of diluted share capital)	
				Number of warrants held	As a % total number of warrants of the same class	Number of convertible securities held	% w.r.t total number of convertible securities of the same class		
1	ICICI PRUDENTIAL LIFE INSURANCE COMPANY LTD	15169127	4.64	0	0.00	0	0.00	4.64	
2	NTASIAN DISCOVERY MASTER FUND	13621875	4.17	0	0.00	0	0.00	4.17	
3	FRANKLIN TEMPLETON INVESTMENT FUNDS	13241187	4.05	0	0.00	0	0.00	4.05	
4	HDFC TRUSTEE COMPANY LTD - A/C HDFC MID - CAPOPORTUNITIES FUND	9700000	2.97	0	0.00	0	0.00	2.97	
5	RELIANCE CAPITAL TRUSTEE CO. LTD A/C RELIANCEEQUITY OPPORTUNITIES FUND	5005800	1.53	0	0.00	0	0.00	1.53	
6	PARI WASHINGTON COMPANY PVT. LTD. A/C PARI WASHINGTON INDIA MASTER FUND, LTD.	4788644	1.46	0	0.00	0	0.00	1.46	
7	MATTHEWS INDIA FUND	4156768	1.27	0	0.00	0	0.00	1.27	
8	FRANKLIN TEMPLETON MUTUAL FUND A/C FRANKLIN INDIAPRIMA PLUS	3400000	1.04	0	0.00	0	0.00	1.04	
	TOTAL :	69083401	21.13	0	0.00	0	0.00	21.13	



Handwritten signature and date: 12/11/2017

(I)(c)(ii) Statement showing holding of securities (including shares, warrants, convertible securities) of persons (together with PAC) belonging to the category "Public" and holding more than 5% of the total number of shares of the company						
Sr.No.	Name(s) of the shareholder(s) and the Persons Acting in Concert (PAC) with shares held	Number of shares held	Shares as a percentage of total number of shares (i.e., Grant total (A)+(B)+(C) indicated in Statement at para (l)(a) above)	Details of warrants		Total shares (including underlying shares assuming full conversion of warrants and convertible securities) as a % of diluted share capital)
				Number of warrants held	As a % total number of warrants of the same class	
				Details of convertible securities		
				Number of convertible securities held	% w.r.t total number of convertible securities of the same class	
TOTAL :				0	0	0



Amal K. Singh

STATEMENT SHOWING DETAILS OF LOCKED-IN SHARES"			
(I)(d)			
Sr.No.	Name of the shareholder	Number of locked-in shares	Locked-in shares as a (%) percentage of total number of shares {i.e, Grand Total (A)+(B)+(C) Indicated in Statement at para (I)(a) above}
			Promoter/Promoter Group/Public
		0	0
TOTAL :		0	0

A
[Signature]



STATEMENT SHOWING DETAILS OF DEPOSITORY RECEIPTS (DRS)			
(II)(a)			Shares underlying outstanding DRs as a percentage of total number of shares {i.e., Grand Total (A)+(B)+(C) indicated in Statement at Para(I)(a) above}
Sr.No.	Type of outstanding DR (ADRs,GDRs,SDRs,etc.)	Number of outstanding DRs	Number of shares underlying outstanding DRs
		0	0
TOTAL :		0	0

Amal Kumar



Statement showing Holding of Depository Receipts (DRs), where underlying shares held by "Promoter/Promoter group" are in excess of 1% of the total number shares.				
(II)(b)				
Sr.No.	Name of the DR Holder	Type of outstanding DR (ADRs,GDRs,SDRs, etc.)	Number of shares underlying outstanding DRs	Shares underlying outstanding DRs as a percentage of total number of shares {i.e., Grand Total (A)+(B)+(C) indicated in Statement at para(I)(a) above}
			0	0
TOTAL :			0	0

Amal Kumar

